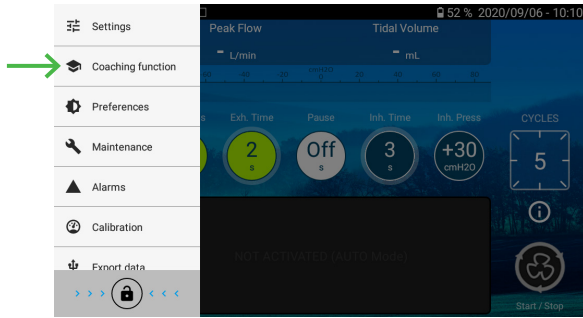
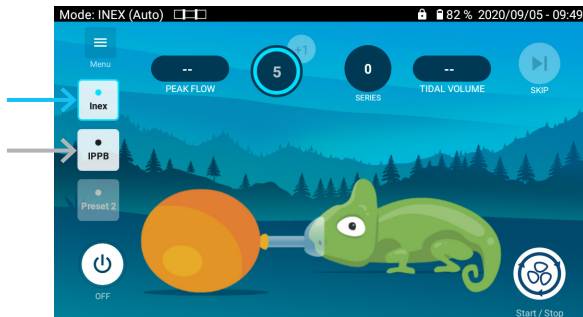


Access to the coaching function



Treatment choice

You need to register a preset to have access to the coaching function



Quick Guide

Coaching function



10/2020 - Photos: © Air Liquide - Design CHANHTHI

Contact

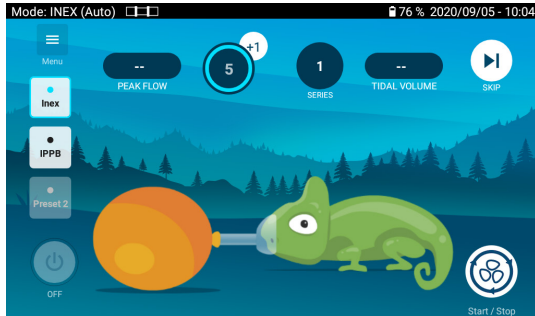
EOVE
4 Boulevard Lucien Favre
64000 Pau - France

EOVE Phone: +33 (0)5 59 21 86 64

www.device.airliquidehealthcare.com

INEX Mode

Objective: help the patient to synchronize himself with the device



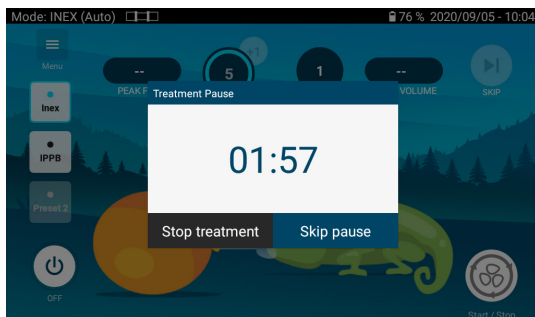
• Start/Stop the treatment

: number of cycles that the patient have to do

• Possibility to add until 10 cycles anytime during the session

: number of series already done

If needed, at the end of each series, you can start immediately a new one by clicking on "Skip the pause" button



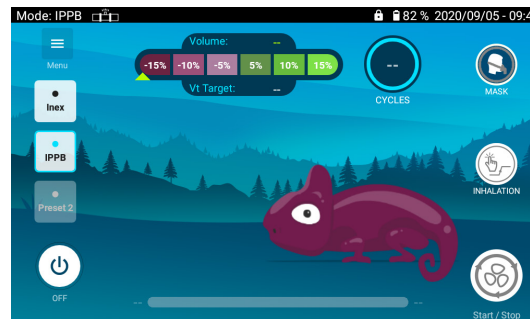
IPPB Mode

Objective: help the patient to increase his vital capacity during the session

Use a leak circuit

Beginning of the session:

- 1 Push on Start
- 2 The patient have to inhale/exhale 3 times on his own to determined the target of the session



: number of cycles done

• Leak indicator:

green: the position of the mask is good
 orange: please position the mask better to avoid any leak

: manual trigger of the cycle

• Treatment time: possibility to set a session time

IPPB Mode

